

# Industry Driven. Student Focused.

## MITT MyLearning & Online Tools: An Introduction



MANITOBA INSTITUTE OF  
TRADES & TECHNOLOGY

# Agenda

---

- What's an LMS anyway? Why does MITT use one?
- Student Access
- How does it work?
- Zoom, Teams and other software
- Support
- Questions

# Learning Management System (LMS)

---

- Software platform for online learning and training
- Used for online only and blended program delivery (online and in class)
- Provides 24-7 web-based access to be flexible for students



# Learning Management System (LMS)

---

- Great tool to organize and present course lectures and content
- Easy to incorporate quizzes, video, discussion forums and more
- Students can always check assignment and grade information (it keeps track for you!)



# MITT MyLearning (Brightspace platform)

The screenshot displays the MITT MyLearning interface. At the top, the header includes the Manitoba Institute of Trades & Technology logo, navigation links (Announcements, Calendar, Quick Eval, Discover, Help), and user information (Joel Trenaman). The main content area is divided into two columns. The left column, titled 'My Courses', shows a navigation bar with 'In-Academic Semest...', 'Samples', and 'Sandbox Semester'. Below this, there are four course cards: 'Build Your Course' (BUILD-YOUR-COURSE-SAMPLE), 'Latest Content' (LESSONS\_D2L\_SB-SAMPLE), 'Sample Course', and 'Sample Course - Outlines'. The right column, titled 'Announcements', features a post titled 'Accessing Campus during Scheduled Times' dated August 4, 2020. The announcement text states that all members of the MITT community are expected to be familiar with current health directives at <https://sharedhealthmb.ca/covid19/> and must complete the self-screening tool before leaving home and coming to any MITT campus at <https://sharedhealthmb.ca/covid19/screening-tool/>. It also mentions that all students are required to use the Manitoba Health self-screening tool each day before leaving home and arriving at an MITT campus. Students who have not completed a self-screening or are showing any signs of illness will not be permitted entry onto campus or to remain in class. A link to 'Show All Announcements' is provided at the bottom of the announcement section.

# Log in with @student.mitt.ca

---

- Use the student email account
- Mylearning.mitt.ca

Welcome to mitt

Log in to view your courses, explore tools and features, and customize your eLearning experience.

**Click the Green button below and Use your MITT email address to access MyLearning!**

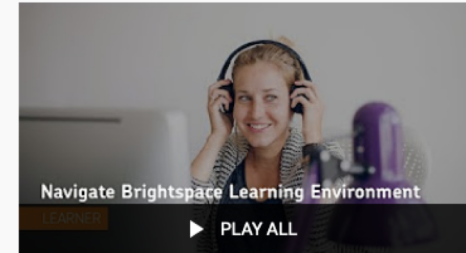
**Sign in with MITT Email**



# MyLearning Show & Tell

## Sample Videos – Brightspace [Tutorials](#)

- Intro: <https://youtu.be/BWFqCrRhYws>
- Navigate: <https://youtu.be/ysM2cc2zIPM>



### Navigate Brightspace Learning Environment for Learners

23 videos • 634,624 views • Last updated on Mar 2, 2020



These videos provide an overview of different tools in Brightspace Learning Environment.



Brightspace Tutorials

SUBSCRIBE



# MyLearning App — Pulse

---

- Brightspace Pulse is a mobile app for students that syncs with your MITT online courses
- Optional way for students to access course materials
- Search for Brightspace Pulse in the App Store or Google Play, or visit [D2L.com/products/pulse/](https://D2L.com/products/pulse/)



Brightspace Pulse

D2L Corporation Education

 Everyone

 This app is compatible with your device.



# MyLearning Support

## Support:

- Watch YouTube Brightspace [Tutorials](#) to get started
- If a question is about use of a feature or tool, start by asking your instructor, as the answer may be specific to the way a course/assignment/grade is set up
- Find and use the *D2L Brightspace Support* [widget](#) (always at the bottom) This is available 24-7 with how-to-use instructions, videos and a chat box. [How to access](#)
- FAQs and <https://community.brightspace.com/s/>

Got questions?



For assistance with the course material, please contact your instructor.

# Video Lectures — Zoom

---

- Most instructors and other staff are currently using Zoom as the main tool for video communication
- Make a plan for professional presentation: your background, courtesy to fellow students
- Visit the [Zoom Youtube Channel](#) for short, easy to follow user tutorials



# Video Lectures — Microsoft Teams


---

- The second most popular way instructors will use video in courses
- Teams is part of the Microsoft Office 365 suite, which is free with your student email account, also integrated within MyLearning
- Learn about the other features (like the chat) with a basic intro video



# Other Software and Learning Tools

- Your instructor may use other tools outside of MyLearning to help you learn, interact or give feedback
- These include Kahoot, Quizlet, Google Classroom, Moodle, LinkedIn Learning
- Be patient! Everyone is using many of these for the first time



[www.wilsonwaffling.co.uk](http://www.wilsonwaffling.co.uk)

# Technical Help

---

- If you have any *technical* issues with your email account, 365 or MyLearning, contact [MyLearning@mitt.ca](mailto:MyLearning@mitt.ca) (include your student #)

## Examples of technical issues

- Haven't received MITT email account instructions
- Can't log into accounts
- The email system has a password reset option on the site. Please use this before emailing us

## Microsoft

### Get back into your account

Who are you?

To recover your account, begin by entering your user ID and the characters in the picture or audio below.

User ID:

Example: user@contoso.onmicrosoft.com or user@contoso.com



Enter the characters in the picture or the words in the audio.

Next

Cancel




# Online Learning

---

- If you are having (non-technical) difficulty learning in an online course environment, ask your instructor, or contact Joel Trenaman.

Student Advisor, Online Learning  
[StudentServices@mitt.ca](mailto:StudentServices@mitt.ca)



Theconversation.com